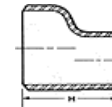

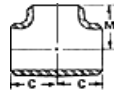
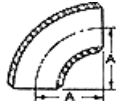


Dimensions for Reducing Fittings 1/2 x 3/8 through 18 x 8



Nom. Pipe Size	90 L.R. Reducing Elbows	Reducing Outlet Tees		Concentric & Eccentric Reducers
	A	C	M	H
1/2x3/8		1	1	
1/2x1/4		1	1	
3/4x1/2		1.12	1.12	1.5
3/4x3/8		1.12	1.12	1.5
1x3/4		1.5	1.5	2
1x1/2		1.5	1.5	2
1 1/4x1		1.88	1.88	2
1 1/4x3/4		1.88	1.88	2
1 1/4x1/2		1.88	1.88	2
1 1/2x1 1/4		2.25	2.25	2.5
1 1/2x1		2.25	2.25	2.5
1 1/2x3/4		2.25	2.25	2.5
1 1/2x1/2		2.25	2.25	2.5
2x1 1/2	3	2.5	2.38	3
2x1 1/4	3	2.5	2.25	3
2x1	3	2.5	2	3
2x3/4		2.5	1.75	3
2 1/2x2	3.75	3	2.75	3.5
2 1/2x1 1/2	3.75	3	2.62	3.5
2 1/2x1 1/4	3.75	3	2.5	3.5
2 1/2x1		3	2.25	3.5
3x2 1/2	4.5	3.38	3.25	3.5
3x2	4.5	3.38	3	3.5
3x1 1/2	4.5	3.38	2.88	3.5
3x1 1/4		3.38	2.75	3.5
3 1/2x3	5.25	3.75	3.62	4
3 1/2x2 1/2	5.25	3.75	3.5	4
3 1/2x2	5.25	3.75	3.25	4
3 1/2x1 1/2		3.75	3.12	4
3 1/2x1 1/4				4
4x3 1/2	6	4.12	4	4
4x3	6	4.12	3.88	4
4x 2 1/2	6	4.12	3.75	4
4x2	6	4.12	3.5	4
4x1 1/2		4.12	3.38	4

Nom. Pipe Size	90 L.R. Reducing Elbows	Reducing Outlet Tees		Concentric & Eccentric Reducers
	A	C	M	H
5x4	7.5	4.88	4.62	5
5x3 1/2	7.5	4.88	4.5	5
5x3	7.5	4.88	4.38	5
5x2 1/2	7.5	4.88	4.25	5
5x2		4.88	4.12	5
6x5	9	5.62	5.38	5.5
6x4	9	5.62	5.12	5.5
6x3 1/2	9	5.62	5	5.5
6x3	9	5.62	4.88	5.5
6x2 1/2		5.62	4.75	5.5
8x6	12	7	6.62	6
8x5	12	7	6.38	6
8x4	12	7	6.12	6
8x3 1/2		7	6	6
10x8	15	8.5	8	7
10x6	15	8.5	7.62	7
10x5	15	8.5	7.5	7
10x4		8.5	7.25	7
12x10	18	10	9.5	8
12x8	18	10	9	8
12x6	18	10	8.62	8
12x5		10	8.5	8
14x12	21	11	10.62	13
14x10	21	11	10.12	13
14x8	21	11	9.75	13
14x6		11	9.38	13
16x14	24	12	12	14
16x12	24	12	11.62	14
16x10	24	12	11.12	14
16x8		12	10.75	14
16x6		12	10.38	
18x16	27	13.5	13	15
18x14	27	13.5	13	15
18x12	27	13.5	12.62	15
18x10	27	13.5	12.12	15
18x8		13.5	11.75	

All dimensions given in inches for common diameters and wall thicknesses.
 Dimensions in accordance with ASME B16.9. Other sizes, schedules and wall thicknesses also available.